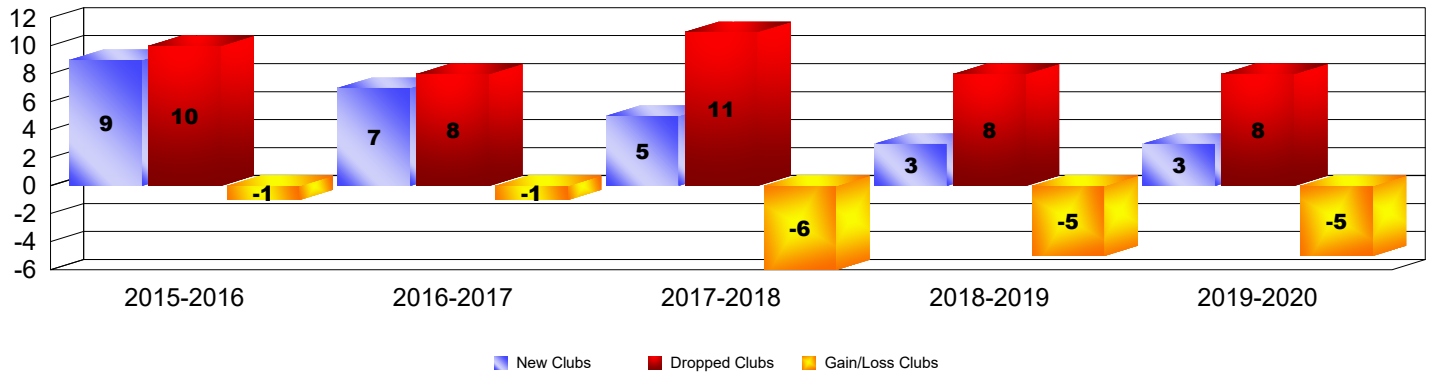


Multiple District 5M

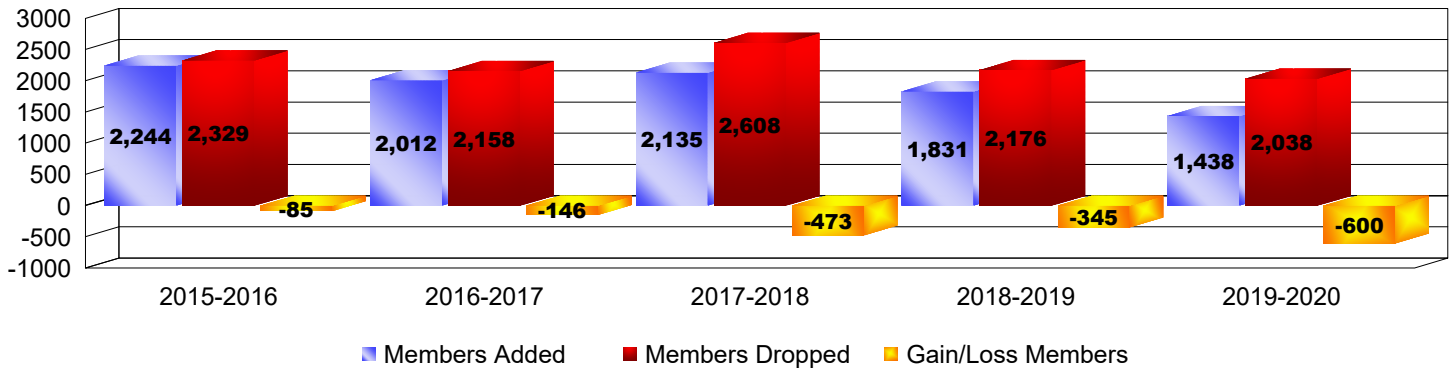
As of June 2020 Cumulative

Year	New Clubs	Dropped Clubs	Gain/Loss Clubs	New Members	Charter Members	Reinstate Members	Transfer Members	Total Member Added	Total Members Dropped	Gain/Loss Members
2015-2016	9	10	-1	1,797	263	85	99	2,244	2,329	-85
2016-2017	7	8	-1	1,662	190	68	92	2,012	2,158	-146
2017-2018	5	11	-6	1,783	137	96	119	2,135	2,608	-473
2018-2019	3	8	-5	1,549	96	73	113	1,831	2,176	-345
2019-2020	3	8	-5	1,202	85	62	89	1,438	2,038	-600
Average	5	9	-4	1,599	154	77	102	1,932	2,262	-330


Clubs



Members



Membership Composition June 2020 Cumulative



Gender Comparison June 2020 Cumulative

